

310130 L FOR BS PIPE



THREE-way ball valve 4 seals with "L" port

Drive: Inox lever

Connection: **CLAMP normative DIN 32676 TAB.4 REIHE C**
For TUBE according to normative BS/OD (ASTM A270)

Flow: Full and reduced

Material: Aisi 304L (1.4307) - Aisi 316L (1.4404)

Measure: from 1/2" to 4"

Seals: Modified Virgin P.T.F.E.

Operating temperature: -20°C+170°C

Outer finish: Polished

On request:

Antistatic device ATEX:

II 2G Ex h IIC T4 Gb

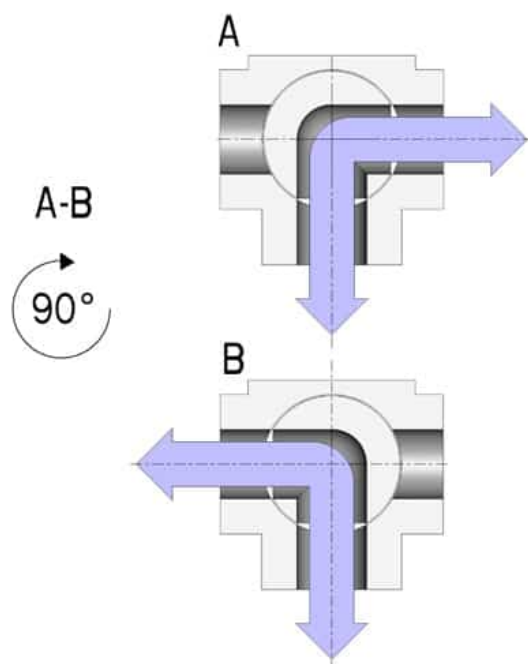
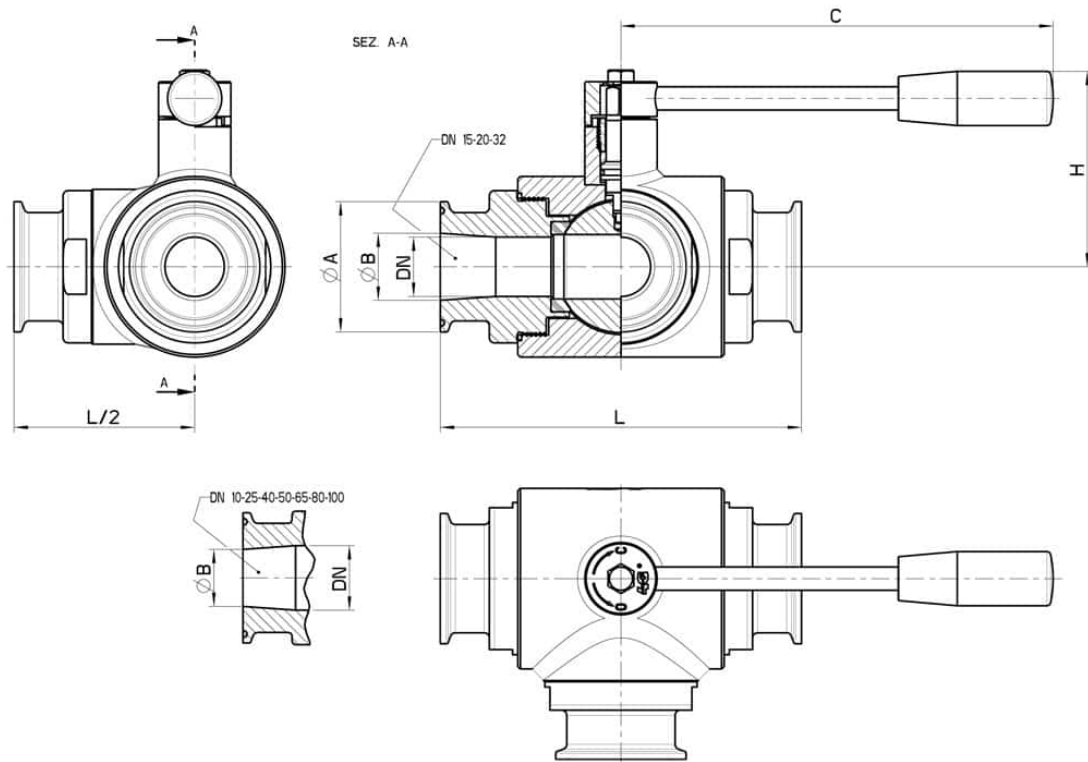
II 2D Ex h IIIC T135°C Db

M.O.C.A. CE 1935/2004

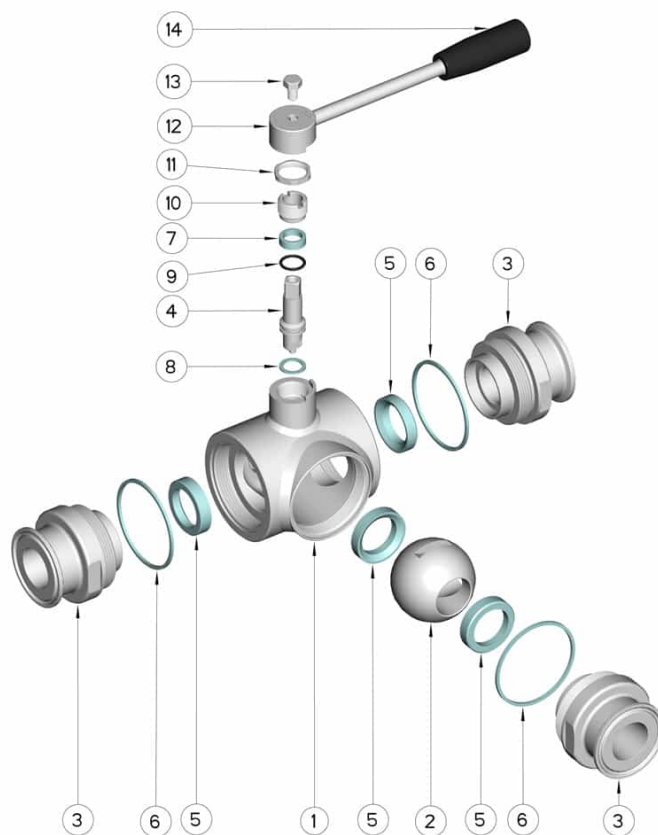
• Seals made of:

PTFE with inox -20°C+200°C

UHMW High-molecular weight polyethylene -20°C+80°C



CLAMP REIHE C INCH	DN	L	Ø A	Ø B	C	H	PN	Kg	CODE AISI 304L	CODE AISI 316L
1/2"	10	108	25	9,7	110	60	100	1,08	-	310130 61210
3/4"	15	118	25	15,75	110	65	100	1,31	-	310130 61810
1"	20	130	50,5	22,2	160	70	100	2,47	-	310130 62410
1"	25	140	50,5	22,2	160	80	64	3,17	-	310130 62610
1"1/2	32	156	50,5	34,8	190	95	64	4,98	-	310130 63210
1"1/2	40	172	50,5	34,8	190	110	64	7,40	-	310130 63410
2"	50	182	64	47,5	220	120	40	8,80	-	310130 63810
2"1/2	65	196	77,5	60,2	285	130	40	11,18	-	310130 64410
3"	80	256	91	72,6	310	145	40	22,76	310130 44810	310130 64810
4"	100	286	119	97,6	310	160	16	35,44	310130 45410	310130 65410



POS.	Denomination	PCS	MAT.
1	Body	1	AISI 304L - 316L
2	Ball	1	AISI 304L - 316L
3	Sleeves	3	AISI 304L - 316L
4	Stem	1	AISI 304L - 316L
5	Ball Seals	4	PTFE Vergine Modificato
6	Sleeve Seals	3	PTFE
7	Stem Seal	1	PTFE
8	Stem Seal	1	PTFE
9	Stem or-Seal	1	FKM
10	Register ring	1	AISI 304L (303)
11	Nut	1	AISI 304L
12	Lever	1	AISI 304L
13	SCREW	1	AISI 304L
14	Handle	1	DUROPLAST (PF)

